



**Post Graduate Government College for Girls,  
Sector 42, Chandigarh**

Affiliated to Panjab University, Chandigarh



**NAAC Accredited 'A' Grade (CGPA – 3.21)**

**AISHE Code : C-29391**

**Internal Quality Assurance Cell (IQAC)**



Prof. Lakhvir Singh  
IQAC Coordinator

Prof. Nisha Aggarwal  
Principal



0172-2676005

Office



FAX

0172-2676005



[www.gcg42.ac.in](http://www.gcg42.ac.in)



[gcg42chd@yahoo.com](mailto:gcg42chd@yahoo.com)

## **Post Graduate Govt. College for Girls, Sector-42, Chandigarh**

### **1.4.1 Institution obtains feedback on the syllabus and its transaction at the institution from the following stakeholders**

#### **Feedback Analysis Report: 2021-22**

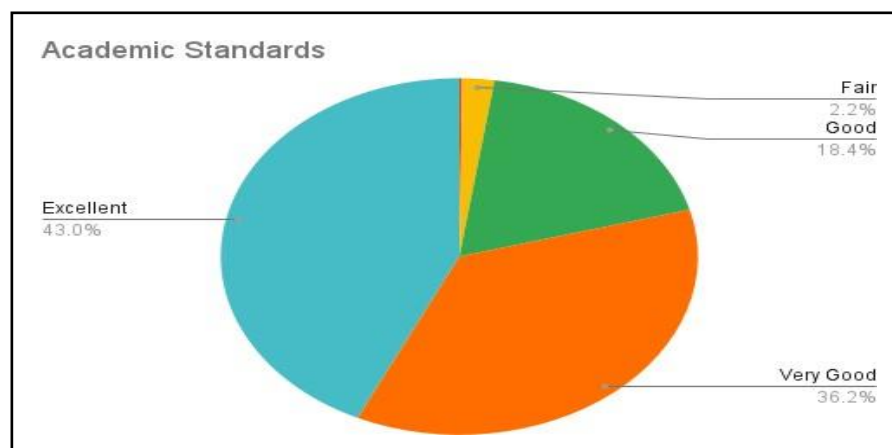
During the semester, the structured feedback about teaching – learning process, syllabus content, attainment of skill sets, infrastructure etc. was obtained from students as well as from alumni. At the same time, suggestions and feedback regarding curriculum and other facilities were taken from the faculty as well. A comprehensive analysis of the questionnaires filled by the alumni, students and teachers was done.

#### **Feedback by Alumni:**

The alumni association of the college shares a platform with the alumni wherein they can share their experiences during their stay in the college as also in their professional life. They are encouraged to suggest improvements or changes, if any, they would like to have incorporated in the areas mentioned in the questionnaire. Their unbiased suggestions are taken through a questionnaire containing six questions. The alumni are asked, further their views about the academic standards, infrastructure, extra-curricular activities, accessibility of teachers and administrators. Based on their responses, pie-charts have been created which is shown below for each question:-

#### **1.) Perception about the Academic Standards**

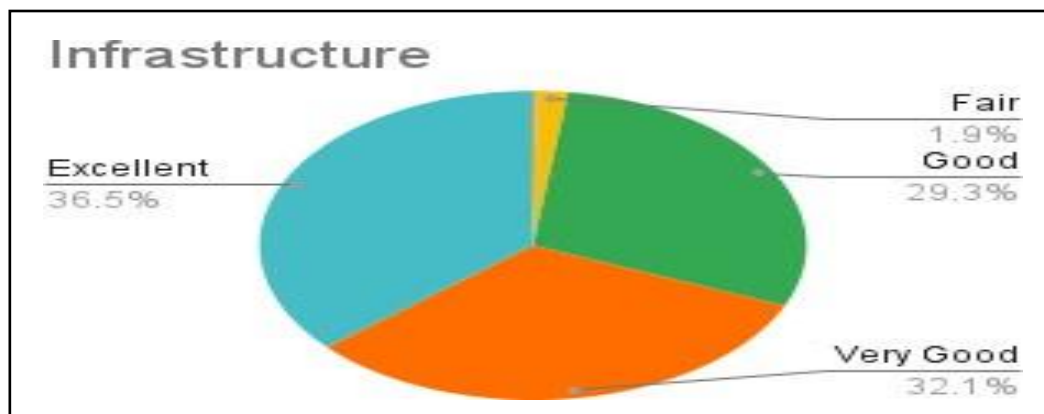
<b>Perceptions about the college</b>	<b>Poor</b>	<b>Fair</b>	<b>Good</b>	<b>Very Good</b>	<b>Excellent</b>
Academic Standards	1	12	101	199	236



Around 99% students found that Academic Standard of the college are up to the mark as overall focus of the teachers is on the content as well as on the performance standards of the pupils. Students are always encouraged to focus on their future goals and achievements.

### 2.) Perception about the Infrastructure:

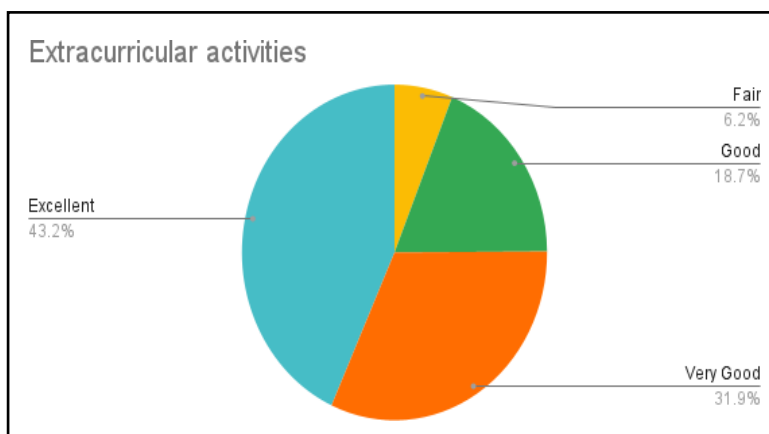
Perceptions about the college	Poor	Fair	Good	Very Good	Excellent
Infrastructure	1	10	156	171	194



As the college follows a conducive and constructive approach towards the enhancement of infrastructure, around 99% students found the infrastructure of the college to be satisfactory. The college has inaugurated a new hostel to accommodate more students in future. Washrooms are renovated and proper hygiene is maintained. Water coolers with purifiers are installed and their cleanliness is regularly maintained. The college has a number of smart classrooms and laboratories for effective teaching.

### 3.) Perception about the Extra-Curricular activities

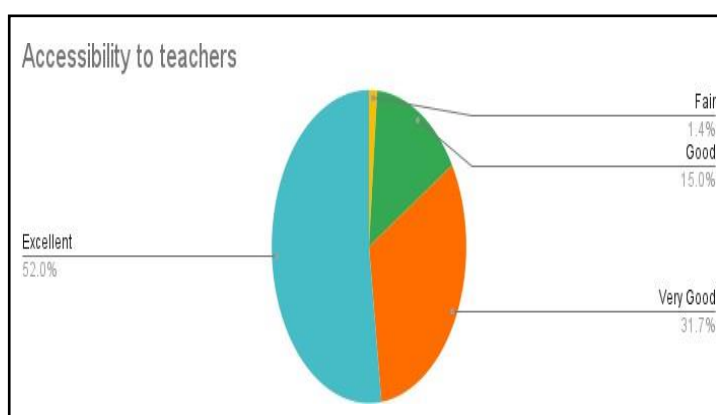
Perceptions about the college	Poor	Fair	Good	Very Good	Excellent
Extracurricular activities	0	31	94	160	217



It is clearly depicted through the pie-chart that our students are satisfied with the extra-curricular activities undertaken in the college. The teachers of all the streams motivate and generate awareness among their students about the various extra-curricular activities, be it inter-college, intra-college or at the university level. Along with regular classes, the students get adequate time to participate in the activities of their choice so that they can explore their interests and enhance their skills.

#### 4.) Perception about the Accessibility of Teachers

Perceptions about the college	Poor	Fair	Good	Very Good	Excellent
Accessibility of teachers	0	7	77	163	268

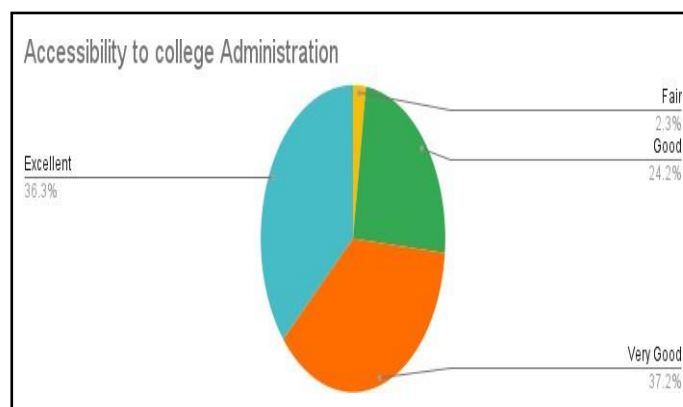


There is a consensus among the alumni that the teachers are accessible whenever needed for clarification of doubts or for any kind of guidance, be it academic or personal. Teachers

routinely take extra-classes for the weak students. Tutorials are also held time-to-time to discuss their problems and provide them with solutions.

### 5.) Perception about the Accessibility of College Administration

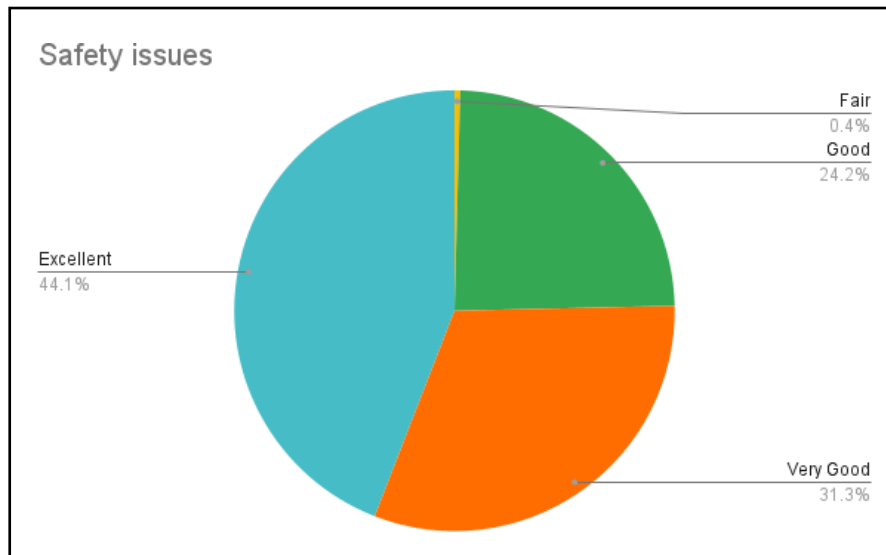
Perceptions about the college	Poor	Fair	Good	Very Good	Excellent
Accessibility to college Administration	0	11	118	181	177



Almost all alumni agreed that the college administration is cooperative and helpful. The college has also advised the office staff to be more forthcoming and helpful to the students.

### 6.) Perception about the Safety Issues

Perceptions about the college	Poor	Fair	Good	Very Good	Excellent
Safety issues	0	2	117	151	213



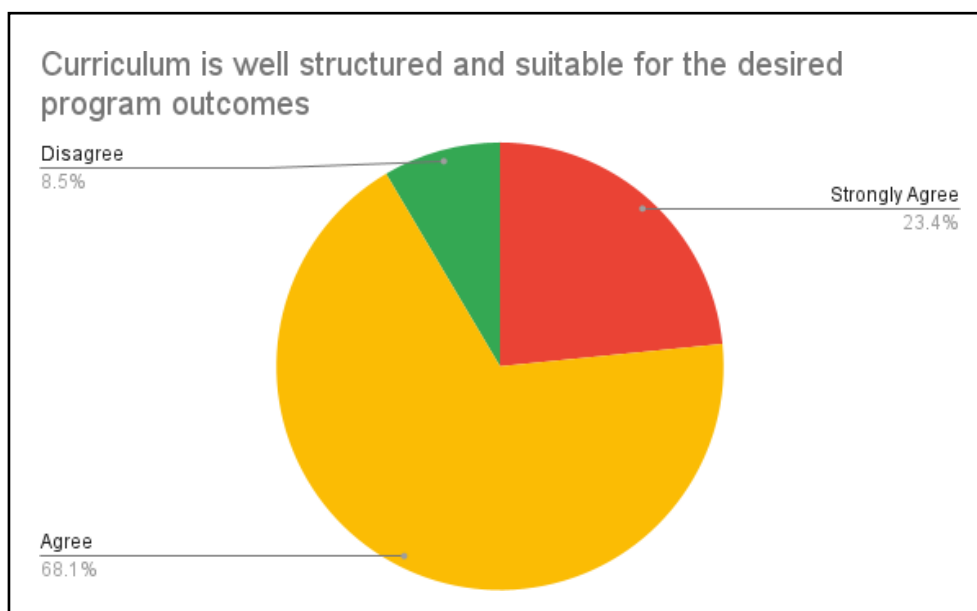
Adequate safety measures are in place in the college. The college authorities ensure that proper security is provided to the students. CCTV cameras are installed at the strategic points on the campus. There is round the clock vigil by the security guards be it at the gate, around the academic blocks, or at the college hostels. The college ensures regular police patrolling outside the college. Ragging and the use of drugs or other intoxicants is strictly prohibited in the college. An Anti-Ragging committee and a drug de-addiction society have been constituted to prevent these occurrences. Furthermore, the college also has a womens' cell which deals with issues pertinent to women students.

## Feedback from Teachers:

Feedback regarding the curriculum is taken from teachers through a questionnaire containing five questions. Teachers are asked their views on the following criteria:

### 1.) Perception about whether Curriculum is well structured and suitable for the desired program outcomes.

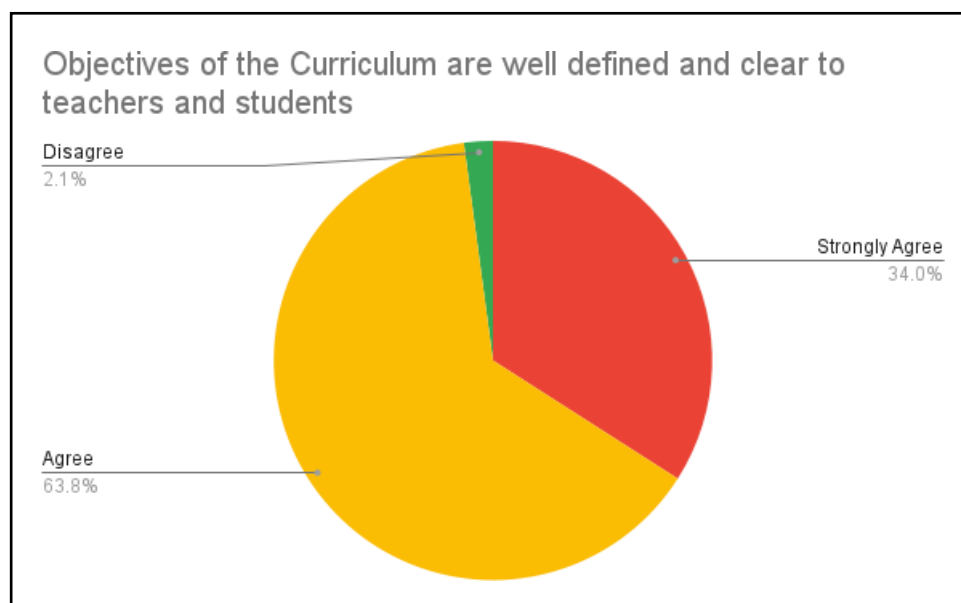
Perceptions about the college	Strongly Agree	Agree	Disagree	Strongly Disagree	Undecided
Curriculum is well structured and suitable for the desired program outcomes	11	32	4	0	0



As reflected in the pie chart, around 8.5 % of the respondents disagreed that the curriculum was well structured. They believe it needs further enrichment so as to make it more job- oriented. About 91.5 % of the faculty found that the course content relevant for students. As a large number of the college faculty are members of the board of studies of their respective subjects, it has been decided that they would suggest measures at the university to make the curriculum more relevant to the present day needs, wherever required.

### 2.) Perception about whether objectives of the curriculum are well defined and clear to teachers and students.

Perceptions about the college	Strongly Agree	Agree	Disagree	Strongly Disagree	Undecided
Objectives of the Curriculum are well defined and clear to teachers and students	16	30	1	0	0

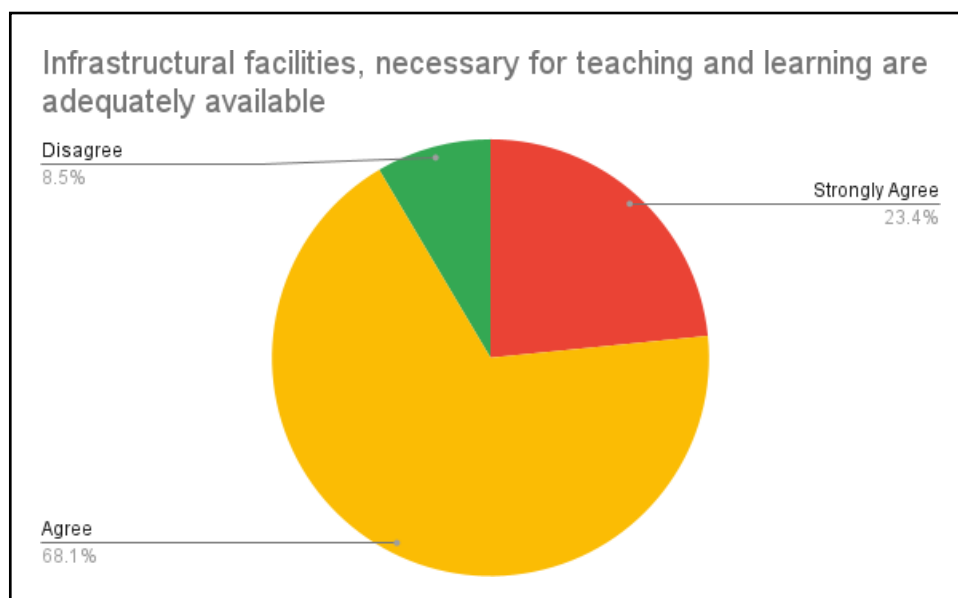


The faculty members (around 97.9%) found that the objectives of the curriculum are well defined and believe that not only it does enhance the skills of the students but that it will also help them in getting jobs. However, around 2.1% of the faculty believe that the curriculum should be more practical based.

**3.) Perception about whether infrastructural facilities, necessary for teaching and learning are adequately available.**

Perceptions about the college	Strongly Agree	Agree	Disagree	Strongly Disagree	Undecided
Infrastructural facilities, necessary for teaching and learning are adequately available	11	32	4	0	0

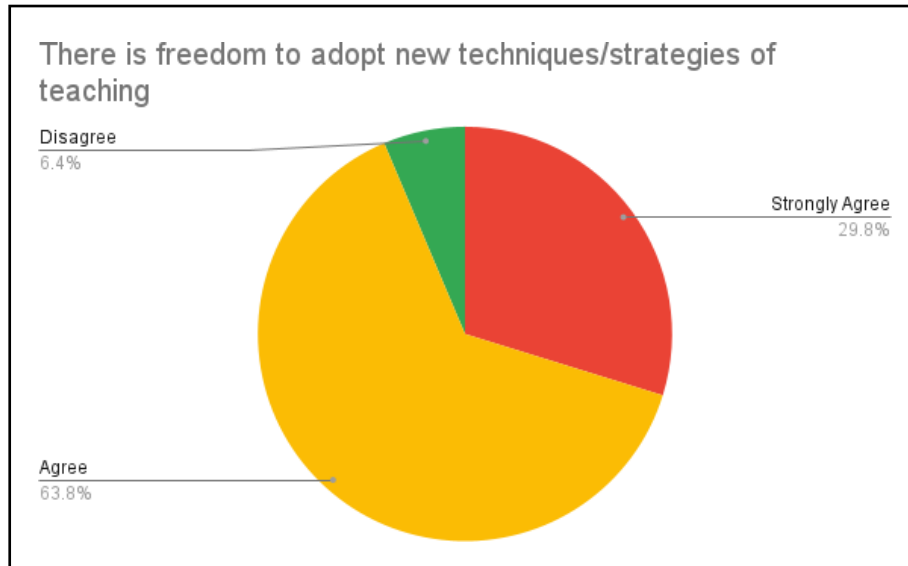




The pie-chart shows that a majority of the teachers are of the view that the college has adequate infrastructure such as experimental laboratories, practical laboratories, smart classrooms, internet and ICT facilities. However, about 8.5% of the teachers believe the existing infrastructure needs upgradation to address the social, environmental and extra- curricular requirements of the pupil.

**4.) Perception about whether there is a freedom to adopt new techniques/strategies of teaching.**

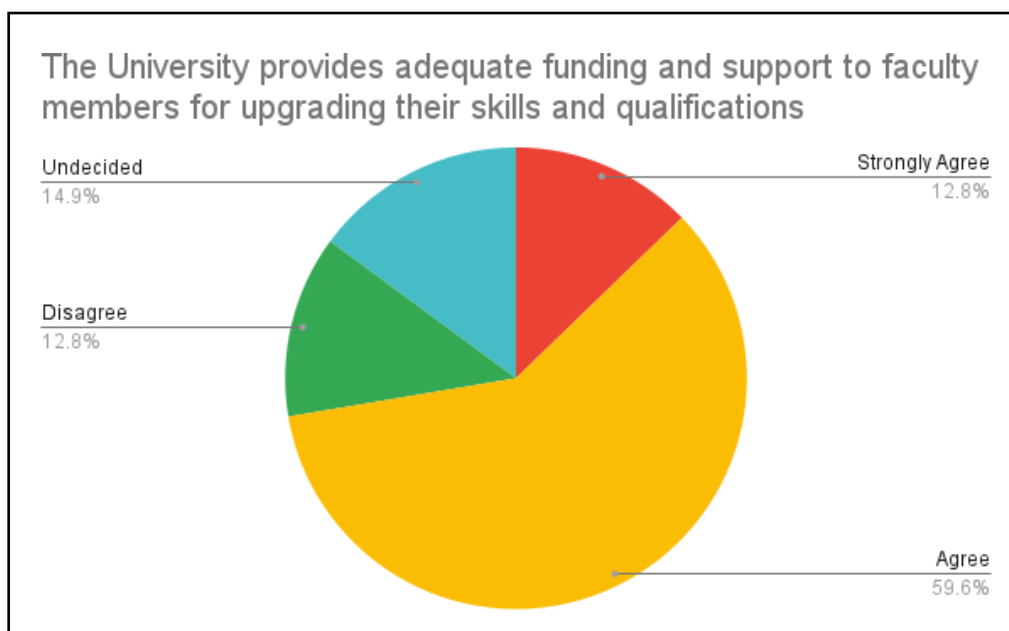
<b>Perceptions about the college</b>	<b>Strongly Agree</b>	<b>Agree</b>	<b>Disagree</b>	<b>Strongly Disagree</b>	<b>Undecided</b>
There is freedom to adopt new techniques/strategies of teaching	14	30	3	0	0



The above pie chart shows that most of the respondents agree that there is requisite freedom to adopt new techniques in teaching practices.

**5.) Perception about whether the university provides adequate funding and support to faculty members for upgrading their skills and qualifications**

Perceptions about the college	Strongly Agree	Agree	Disagree	Strongly Disagree	Undecided
The University provides adequate funding and support to faculty members for upgrading their skills and qualifications	6	28	6	0	7



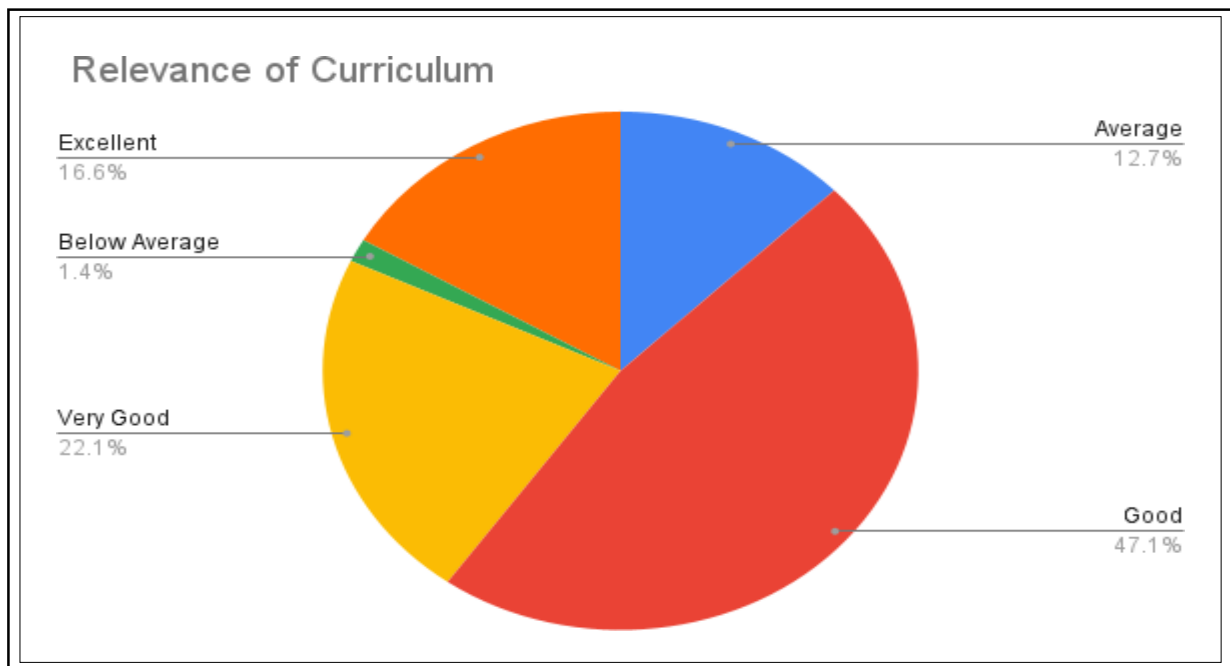
Although university provides funds to the faculty members for upgrading their skills, it is limited. Consequently, a section of the faculty feel that financial support from the university should be enhanced so as to enable them to upgrade there skills.

### Feedback from Students:

Curriculum based feedback from the students was taken through a questionnaire containing five questions. They were asked about their views about the following criteria:

#### 1.) Perception about the relevance of curriculum:

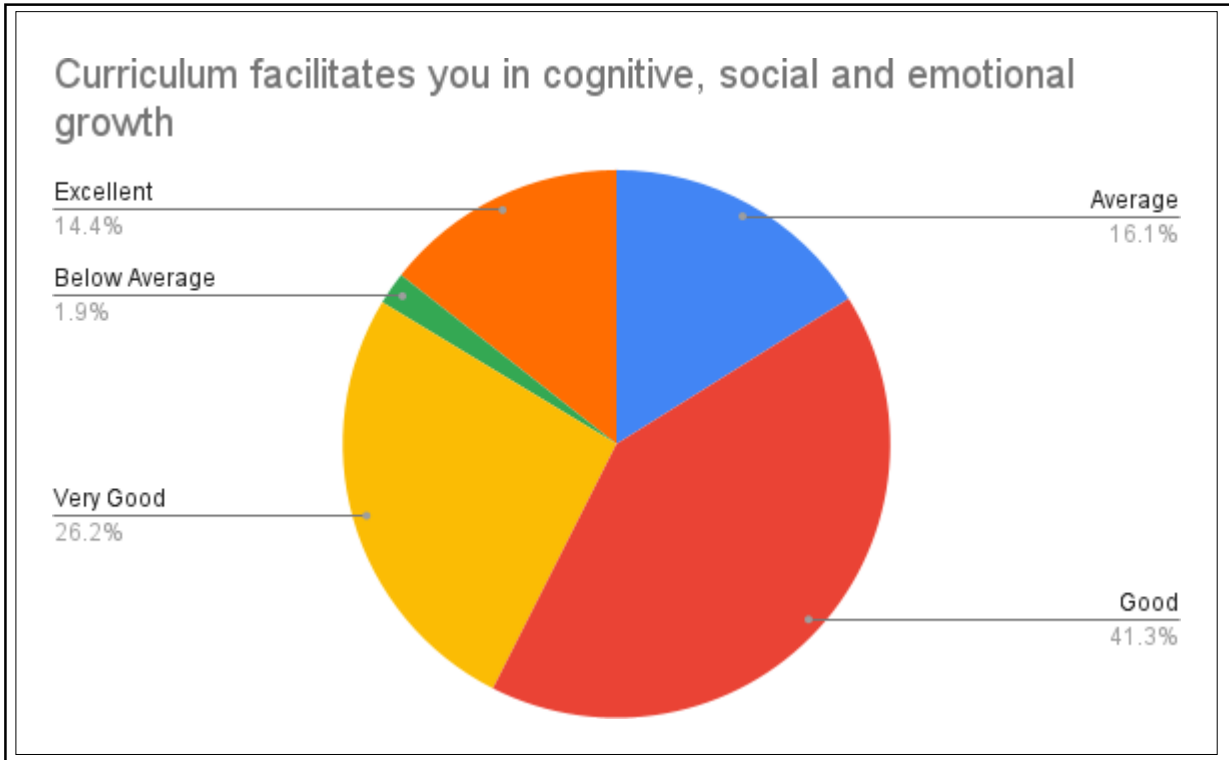
Perceptions about the college	Below Average	Average	Good	Very Good	Excellent
Relevance of Curriculum	6	52	196	92	70



As shown in the above pie-chart, a few of the students feel that curriculum refinement is needed so as to make it more job oriented. Curriculum should be framed keeping in mind the needs of the industry and government sectors.

**2.) Perception that the curriculum facilitates cognitive, social and emotional growth.**

<b>Perceptions about the college</b>	<b>Below Average</b>	<b>Average</b>	<b>Good</b>	<b>Very Good</b>	<b>Excellent</b>
Curriculum facilitates cognitive, social and emotional growth	8	67	172	109	60

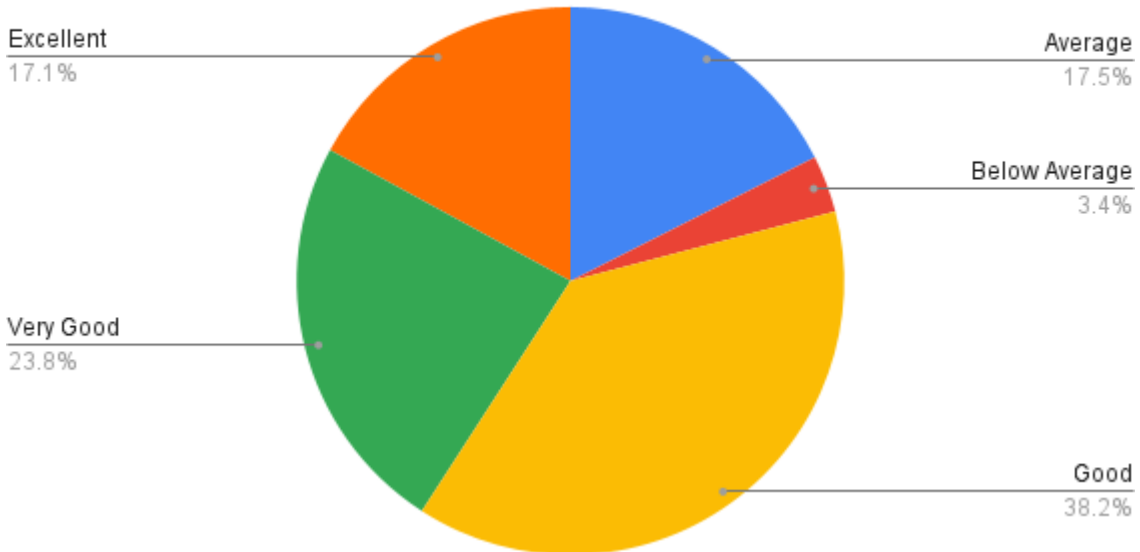


The faculty members made continuous efforts to engage their students in the review, monitoring process and try to identify their weaknesses and guide them to overcome challenges whether regarding understanding of subject content and any other social and emotional confronts. A large section of the students agree that they see a change in themselves by the time they graduate. They agree that they experienced great positive social, emotional and cognitive growth as a consequence of their years in college.

**3.) Perception about the curriculum whether it inculcates soft skills and employability skills to make students ready for the world of work.**

Perceptions about the college	Below Average	Average	Good	Very Good	Excellent
The Curriculum inculcates soft skills, life skills and employability skills to make one ready for the world of work	14	73	99	159	71

## The Curriculum inculcates soft skills, life skills and employability skills to make you ready for the world of work

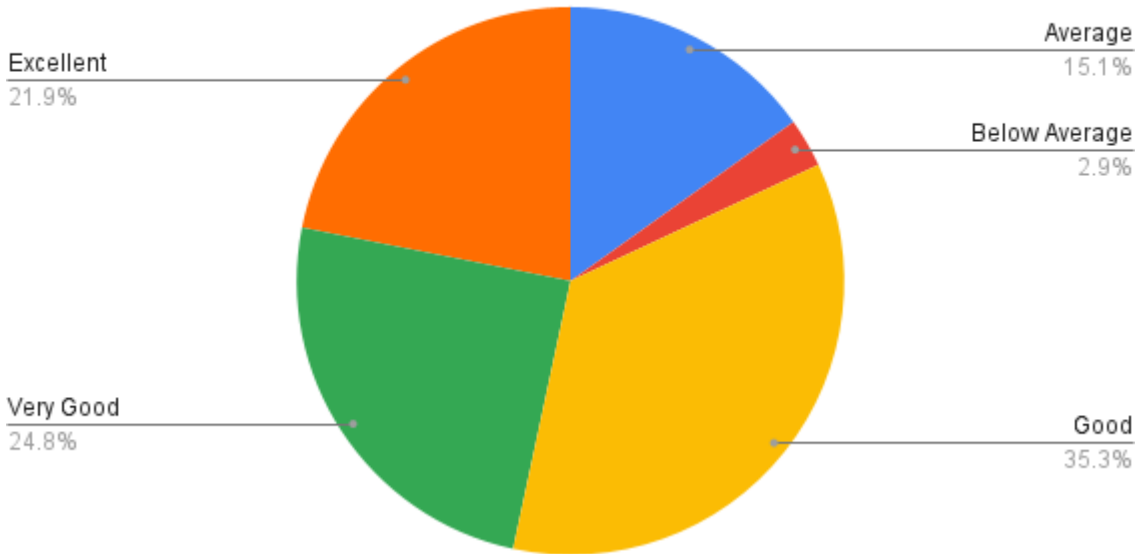


An overwhelming section of the respondent students believe that the curricular aspects such as personality development, soft skills, life skills, etc has had a positive impact on their employability.

#### 4.) Perception about teachers whether they inform students about expected competencies, course outcomes and programme outcomes.

Perceptions about the college	Below Average	Average	Good	Very Good	Excellent
Teachers inform you about your expected competencies, course outcomes and programme outcomes	12	63	147	103	91

### Teachers inform you about your expected competencies, course outcomes and programme outcomes

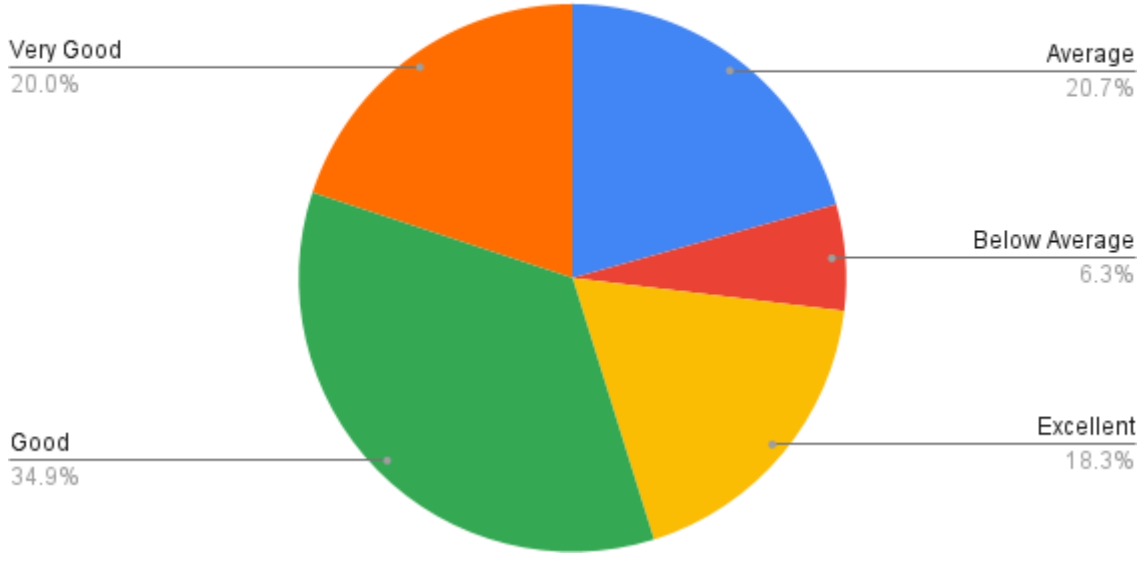


Almost all the students agreed that teachers educated them about the course outlines, requirements, expected outcomes and what the students had to do in order to achieve the expected competencies.

#### 5.) Perception about the availability of adequate learning resources.

Perceptions about the college	Below Average	Average	Good	Very Good	Excellent
Adequate learning resources(e.g. print media, audio-visual materials, softwares)	25	86	145	83	77

### Adequate learning resources(e.g. print media, audio-visual materials, softwares)



The above pie chart shows that most of the respondents agree that adequate learning resources are used for the delivery of the curriculum, be it audio-visual aids, books, computer laboratories or experimental laboratories.

*Nishu Singh*  
Principal  
R.G. Govt. College for Girls  
Sector 42, Chandigarh

*Manika Singh*

*Renuka Singh*  
*M.H.P.*